



HIGH CAPACITY TOTAL, EXACT, DISTINCT PRODUCT SEPARATION

From its innovative discharge system to its hallmark ripple deck coverings, the Marc produces precise, exact separations. Customers expect any gravity separator to separate products according to specific gravity, however with the Marc you obtain better results as the Marc series has the capability to recognize extremely close differences in specific densities and work with any dry flow-able product



Automatic Discharge System senses product depth and adjusts the discharge gate for fluctuation in product flow. This consistent bed depth eliminates constant readjustment.




Multi-lights Adjustable Gates enable precise control when adjusting light product discharge



High Efficiency Fan



Heavy Duty Drive System



The Ripple Deck Design gives the deck covering more traction for the separating process.


A more complete and distinct product separation is achieved.

The Fluidized Bed is created using a single super-quiet, high-efficiency fan.

On The Deck Recirculation eliminates the need to have middle cuts. Middle cuts, with more handling, increase product damage. Gone are the blends seen on other gravity separators.

A Greater Bed Depth than other gravity separators actually allows **LMC's** Gravity Separator to use the product to make more precise separations.

Three Component Deck System (Deck Cap, Insert, Diffusion Plate) allows for easy change between product changes and sanitation.



ADDITIONAL FEATURES:

- The Counterbalanced Construction greatly reduces vibrations and extends machine life.
- The AC inverter controls, with a digital RPM display on the eccentric and fan motors, allow simple micro-speed adjustments.
- A Dust Hood is available as an option.

PRODUCT CAPACITY SPECIFICATIONS:

MARC MODEL	CAPACITY	SMALL SEED	MEDIUM SEED	LARGE SEED	ENERGY		DUST	WEIGHT	DIMENSION		
					ECC	FAN	HOOD CFM REQ.		LBS.	HEIGHT	WIDTH
500XL	744 cu. ft./hr.	200 bu/hr.	480 bu/hr.	600 bu/hr.	5HP	20HP	20,000	7,730	82.50"	80"	152"
500	620 cu. ft./hr.	170 bu/hr.	400 bu/hr.	500 bu/hr.	3HP*	15HP	17,000	7,050	82.50"	80"	128"
400	420 cu. ft./hr.	102 bu/hr.	240 bu/hr.	350 bu/hr.	3HP	10HP	14,000	5,550	82.25"	68"	104"
300	310 cu. ft./hr.	85 bu/hr.	200 bu/hr.	250 bu/hr.	3HP	7.5HP	10,000	4,600	81.75"	68"	85.69"
200	200 cu. ft./hr.	55 bu/hr.	128 bu/hr.	160 bu/hr.	2HP	5HP	8,000	3,800	81.75"	63.5"	80"

* We recommend a 3HP motor for warmer locations – and recommend the 5HP option to help with starting in cold weather climates.

Capacities of gravity separators vary according to the differences in the specific gravity and particle size of the commodity being separated. Capacities will vary depending upon how close a separation is required.

The Marc is designed per food quality construction standards. The finishes and contact surfaces meet the rigid requirements for proper sanitation. Sanitary design is particularly important in today's processing where customers are continually changing between food products. The Marc is self-cleaning and the screens can be changed in less than 20 minutes.