

The Clipper Debearder Pro is a multi-purpose machine available with various motor sizes and styles to handle a wide variety of jobs. The Clipper Debearder originally designed to debarber barley has become one of the most versatile machines in the entire Clipper line. The Debearder Pro series incorporates improvements such as seven gauge drum material thickness, increased hammer hardness depth, and a new style machined stress proof drive shaft.



APPLICATIONS:

- Debeard barley to improve test weight
- Clip oats to remove excess fibers, increase test weight, enhance appearance and cleaning ability
- Break up alfalfa pods, grass clusters, flax balls, crested wheat, fescues, brome, and cassia bark
- Remove mold from pepper balls
- De-awn bronco grass (in oats), dill seed, celery seed
- Hull "whitecaps" in wheat
- Polish tomato seed, and coffee beans.
- Break up Spelt Clumps

FEATURES:

- Heavy duty seven gauge steel housing
- New style machined stress proof drive shaft
- Interchangeable heat treated hammers with increased hardness depth
- Two bottom cleanout doors for ease of cleanout along with one top inspection door
- Various size motors and voltages with a HTD sheave and belt drive
- Variable speed option available
- New style heavy duty base with forklift lift slots
- Discharge gate with two adjustable weights

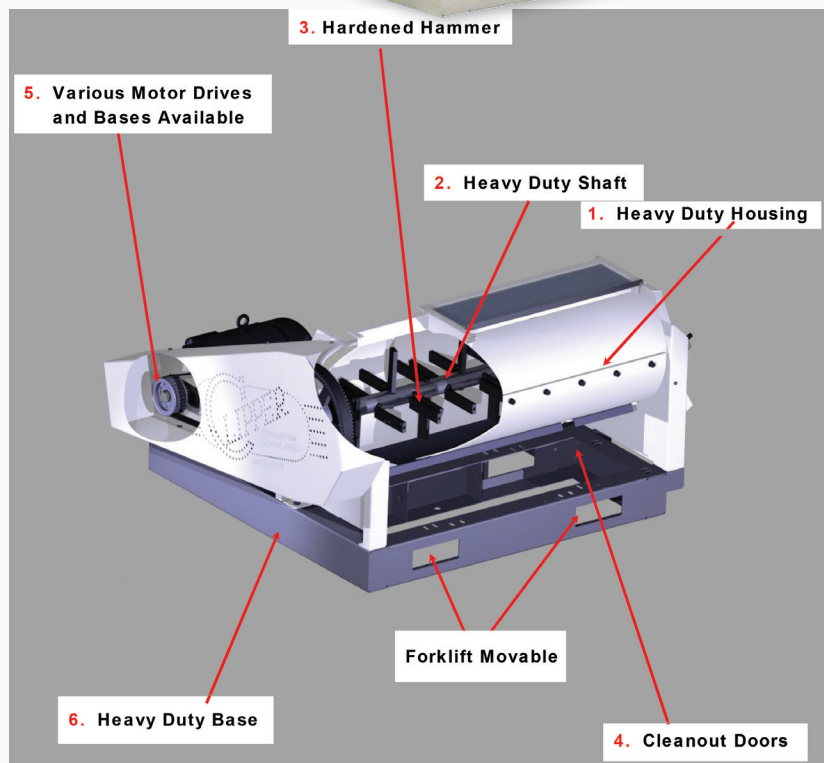
OPTIONS:

- Various Motor Drive Packages of 50 or 60 Hertz, Single or Three Phase, TEFC or Ex-Proof
- Electronic variable speed

CAPACITIES:

UP TO 500 BPH

Note: Capacities may vary depending on seed condition, moisture content, seed varieties, types and volumes of contaminants to be separated and the percentage of foreign material acceptable in the final product.



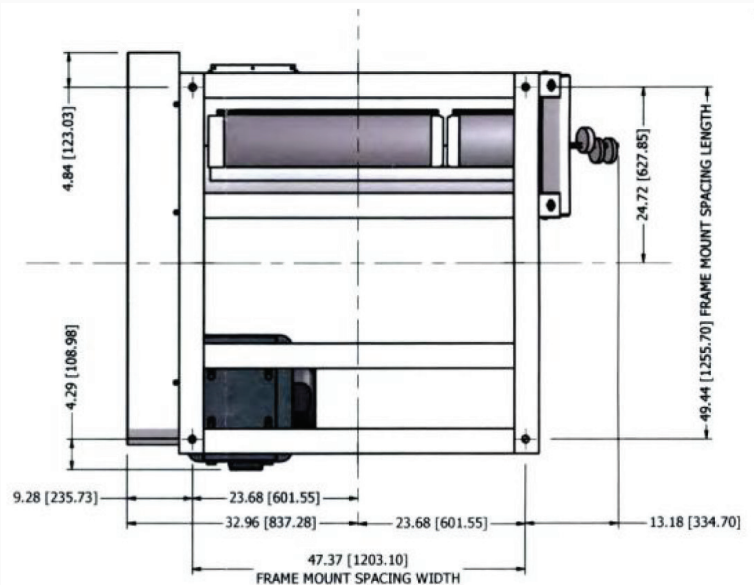
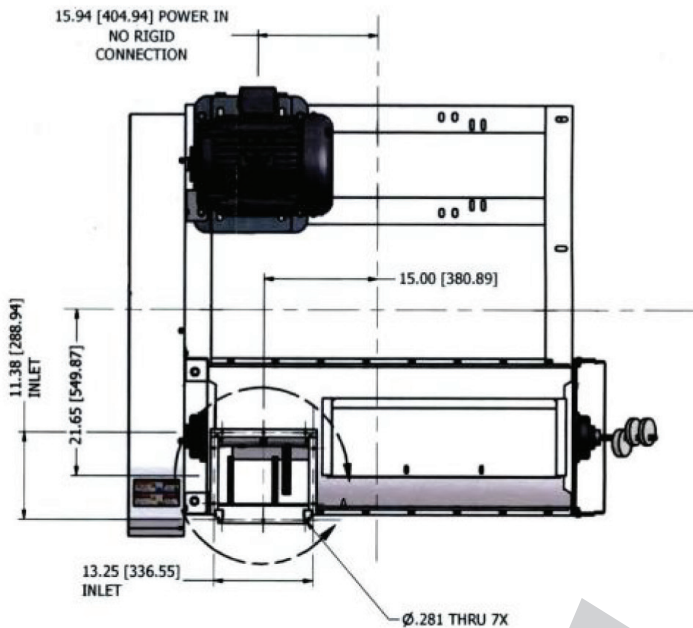
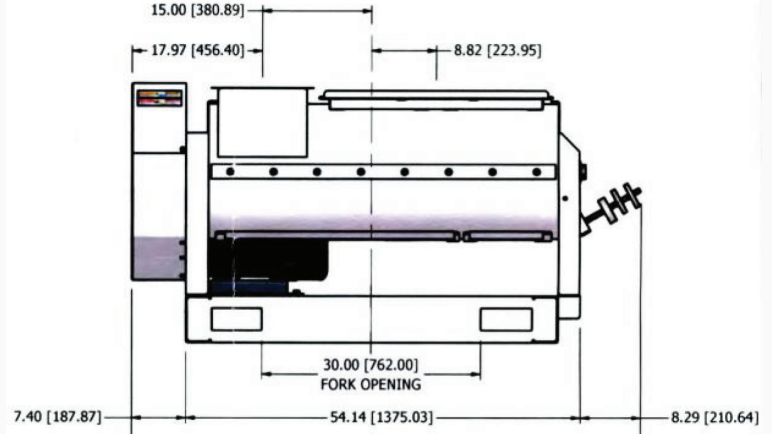

SEAN MCGIVERN
NORTH VALLEY AG & MILL

EMAIL: sean@northvalleyagme.com
WEB: www.NorthValleyAgMe.com

PH: (519) 374-9300 or (902) 393-9097



DIMENSIONS: (INCHES)



Allow a minimum of 60" from one side of machine for removal of hammer shaft. If no space is allowed hammer shaft may be extremely difficult to remove. Hammers must be removed from shaft before shaft removal.